



Yes, you can.

# Solo BS3180/76 Service Parts Replacement Guide

## BS3180/76 ELECTRONICS

<p>HEAD ACTUATOR (RED PLUG) 61832-1005270-01</p>	<p>MTRM2133</p> 
<p>FOOT ACTUATOR *BEDS BUILT PRIOR TO DEC. 15/08 *BEDS BUILT AS OF DEC. 15/08 (BLUE PLUG) 61831-0625270-01</p>	<p><b>KIT84 (NLA)</b> MTRM2134</p> 
<p>HILO ACTUATOR (WHITE PLUG) AP8-8390-0114 <b>Trunion KIT80B (NLA)</b></p>	<p>MTRM2478</p> 
<p>JUNCTION BOX NAX5105-3A29MPZ</p>	<p>JNCTNBOXKIT2</p> 
<p>JUNCTION BOX MEMBRANE *FOR USE ON MEMBRANE BEDS ONLY 151 STYLE</p>	<p>JNCTNBOXMEM</p> 



Yes, you can:

# Solo BS3180/76 Service Parts Replacement Guide

## PENDANTS


<p>6 FUNCTION W/STRIP *BEDS BUILT PRIOR TO NOV. 22/07</p>  <p>DB9 CONNECTOR</p> <p>*BEDS BUILT AFTER NOV. 22/07</p>  <p>RJ48 CONNECTOR</p>	<p>1190227 Linak # on cord PNDNT-6FNC-1-2 Rev AD (12-32)                      1190225 (Conversion Cable)</p>   <p>PNDNT6FNCIV3 Linak # on cord PNDNT-6FNC-1-2 Rev AD (12-32)</p> 
<p>6 FUNCTION W/STRAP</p>  <p>DB9 CONNECTOR</p>	<p>1190232 Linak # on cord PNDNT-6FNC-1-2 Rev AD (12-32)                      1190225 (Conversion Cable)</p>  
<p>PENDANT HOLSTER</p>	<p>1186847</p> 
<p>PENDANT Y-CABLE OLD STYLE *BEDS BUILT PRIOR TO NOV. 22/07 PNDNTYCABLE</p> 	<p>PENDANT Y-CABLE NEW STYLE *BEDS BUILT AFTER NOV. 22/07 REQUIRE THESE 2 PARTS JNCTNDC40</p>  <p>PNDNTEXTCABLE</p> 

## MEMBRANES 151 ONLY







Yes, you can.

# Solo BS3180/76 Service Parts Replacement Guide

MEMBRANE PAD FOR 151 ONLY	<p>JNCTNDC20C</p> 
---------------------------	--













## STEEL AND FRAME PARTS

HEAD GATCH	<p>1185149</p> 
FOOT GATCH	<p>GATFOOTASSY1 (NLA)</p> 
UPPER GATCH "4 ARM"	<p>HILOUPPERASSY</p> 
LOWER GATCH "8 ARM" HEAD	<p>HILOLOWERASY1</p> 
LOWER GATCH "6 ARM" FOOT	<p>HILOLOWERASY2</p>



Yes, you can.













# Solo BS3180/76 Service Parts Replacement Guide

	
HILO DRIVE TUBE	DRVTUBESOLOP1 (NLA) 
DRIVE TUBE LINKAGE	LNK0017PL (NLA) 
SOLO CONTROL ARM	TBR78161812PN (NLA) 
HILO FOOT LEG LINKAGE	LNK0013PNT 
HILO HEAD LEG LINKAGE	LNK0018PL (NLA) 
CASTER ASSEMBLY (NON LOCK)	WHLBRACKASSY3 
CASTER ASSEMBLY(LOCK)	WHLBRACKASSY4 
CRANK MOUNT PLATE	MNT0018GPNT (NLA) 
LOWER FRAME	LWRFRASSY2 (NLA) 
HEAD/FOOT "H" LEG	LEG0003DASSY1 (NLA) 
HEAD END CASTER LEG ASSEMBLY	LEG0004DASSY (NLA) 
FOOT END CASTER LEG ASSEMBLY	LEG0003DASSY (NLA)



Yes, you can.

# Solo BS3180/76 Service Parts Replacement Guide

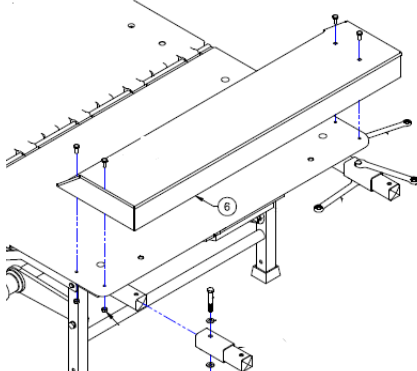
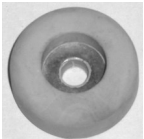


	
HEAD POST	1186525 
FOOT POST	1186524 
HEAD/FOOT BOARD MOUNTING HARDWARE KIT	KIT78 
RUBBER SANTOPRENE BED FOOT	GLDBEDFOOT 
PLUG FOR UNDER BED FOOT	1186862 
4 1/2" STRAIGHT PIN	<b>PIN38412 (NLA)</b> 
HEAD/FOOT GATCH PIN	PIN380212 
BOW TIE COTTER PIN 5/16"	PINBOW516 
MATTRESS KEEPER KIT	MATTKPRKIT 
TRAPEZE ADAPTER *TRAPEZE ADAPTER COMES WITH FRAME, MOUNTING HARDWARE AND 2 MALE FRENCHER PLATES	IHECTA 
MALE FRENCHER PLATE	<b>FRENCHERMALE (NLA)</b> 
4" EXTENSION KIT	KIT19EARRO





Yes, you can:

# Solo BS3180/76 Service Parts Replacement Guide

<p>*Does not come with bolster pad, must use 84" mattress</p>	
<p>RUBBER BUMPER FOR WIREFORMS *OPTIONAL (2 PER WIREFORM)</p>	<p>GLDBUMPER</p> 
<p>76" WIREFORM</p>	<p>WBBSOLO76P (NLA)</p> 
<p>80" WIREFORM</p>	<p>WBBSOLO80P (NLA)</p> 

## RAILS














**\*LEFT AND RIGHT IS DETERMINED BY STANDING AT THE FOOT END OF BED LOOKING AT THE BED**

<p>SET OF ASSIST RAILS IHARRLAS</p> 	<p>SET OF ASSIST BARS IHARBAAS</p> 
<p>LEFT ASSIST RAIL ONLY RAILSAELT (NLA)</p> 	<p>LEFT ASSIST BAR ONLY RAILBLT (NLA)</p> 
<p>RIGHT ASSIST RAIL ONLY</p>	<p>RIGHT ASSIST BAR ONLY</p>



Yes, you can:

# Solo BS3180/76 Service Parts Replacement Guide







<p><b>RAILSAERT (NLA)</b></p> 	<p><b>RAILABRT (NLA)</b></p> 
<p>ASSIST RAIL MOUNTING HARDWARE KIT</p>	<p>KITASSISTR1</p> 
<p>PUNCHED MAIN RAIL BRACKET ONLY, LEFT 3 POSITION <b>RLBRACKAEP (NLA)</b></p> 	<p>PUNCHED MAIN RAIL BRACKET ONLY, RIGHT 3 POSITION <b>RRBRACKAEP (NLA)</b></p> 
<p>PUNCHED MAIN RAIL BRACKET ONLY, LEFT NO GUARD <b>RLBRACKASTRP (NLA)</b></p> 	<p>PUNCHED MAIN RAIL BRACKET ONLY, RIGHT NO GUARD <b>RRBRACKASTRP (NLA)</b></p> 
<p><b>NON TUCK INCLUDING ALL HARDWARE</b></p>	
<p>SET OF FULL RAILS <b>IHARRLFUL (NLA)</b></p> 	<p>SET OF PARTIAL RAILS <b>IHARRLPAR (NLA)</b></p> 
<p>LEFT FULL RAIL <b>RAILS0080FLNT (NLA)</b></p> 	<p>LEFT PARTIAL RAIL <b>RAILS0080PLNT (NLA)</b></p> 
<p>RIGHT FULL RAIL <b>RAILS0080FRNT (NLA)</b></p> 	<p>RIGHT PARTIAL RAIL <b>RAILS0080PRNT (NLA)</b></p> 





Yes, you can:

# Solo BS3180/76 Service Parts Replacement Guide

## RAIL ARMS

<p>SHORT RAIL ARM LEFT <b>SRA001LA (NLA)</b></p> 	<p>SHORT RAIL ARM RIGHT <b>SRA001RA (NLA)</b></p> 
<p>LONG RAIL ARM LEFT <b>LRA001LA (NLA)</b></p> 	<p>LONG RAIL ARM RIGHT <b>LRA001RA (NLA)</b></p> 
<p>RAIL BRACKETS <b>RAILBRACKNT (NLA)</b></p> 	<p>LOCKING SET COLLAR <b>COL34R (NLA)</b></p> 

## PULL KNOB ASSEMBLY FOR ALL RAILS

<p>BLACK BALL KNOB ASSEMBLY 1189259</p> 	<p>Assist Rail Springs ( Kit of 10) 1165067</p> 
---	---